



GKW-RW 300/500V Thin Wall Single Core

Applications

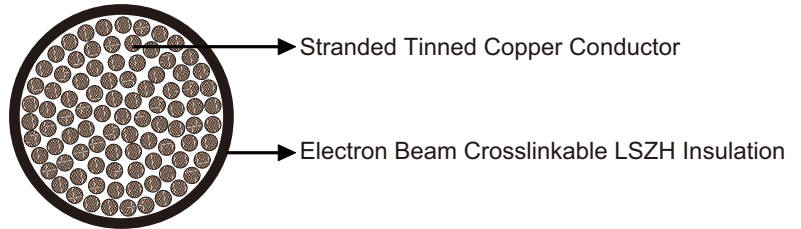
Single core power and control cable designed for protected, fixed installation inside and outside railway vehicles for connecting fixed and moving parts in direct current and alternating voltage technology, especially converter technology.



Standard

- BS 6853 -Ia
- DIN 5510-2 1-4
- NFF 16-101 F0

Construction



- **Conductors:** Circular Class 5 stranded tinned copper to IEC60228/VDE 0295.
- **Insulation:** Electron beam crosslinkable LSZH compound.

Electrical Characteristics at 20°C

Nominal Conductor Cross Section	mm ²	0.5	0.75	1	1.5	2.5
Maximum Conductor Resistance	Ω/km	40.1	26.7	20.0	13.7	8.21
Voltage Rating	KV	0.3/0.5				

Mechanical and Thermal Properties

Minimum Bending Radius: 4xOD (Static); 6xOD (Flexing)
 Temperature Range: -40°C ~+120°C (Static); -35°C ~+90°C (Flexing)
 Short Circuit Temperature: +280°C





Dimensions and Weight

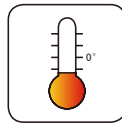
No. of cores& Nominal Conductor Cross Sectional Area No.×mm ²	Number and Nominal Diameter of Strands No/mm	Nominal Insulation Thickness mm	Nominal Overall Diameter mm	Nominal Weight kg/km
1×0.5	16/0.20	0.18	1.3	6
1×0.75	24/0.20	0.18	1.56	9
1×1.0	32/0.20	0.18	1.7	12
1×1.5	30/0.25	0.22	2.04	17
1×2.5	50/0.25	0.28	2.66	27



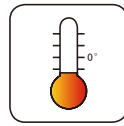
Impact Resistant



Highly Flexible



Cold Resistant



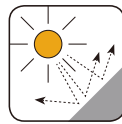
Soldering Heat Resistant



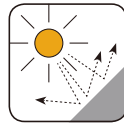
IRM 903 Fuel Oil Resistant



IRM 902 Mineral Oil Resistant



UV Resistant



Ozone Resistant



Acid and Alkali Resistant



Fire Retardant
NF C32-070-2.2(C1)
IEC 60332-3/EN50266



Flame Retardant
NF C32-070-2.1(C2)
IEC 60332-1/EN 50265-2-1




Low Corrosivity
EN 50267-2-2/NF C32-074
IEC 60754-2/NF C20-453



Low Toxicity



Low Smoke Emission
IEC 61034/NFC20-902
EN 50268/NF C32-073



Zero Halogen
IEC 60754-1/NF C20-454
EN 50267-2-1

